

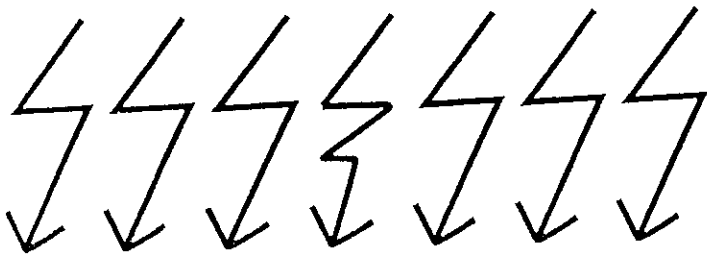
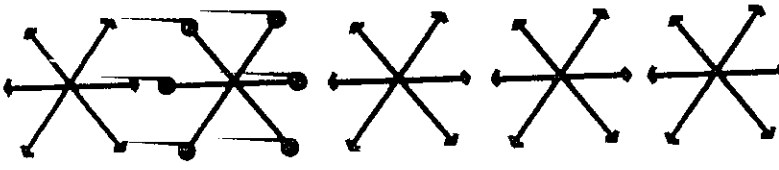



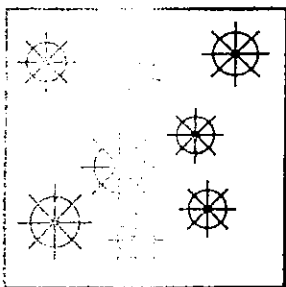
50. Poznej a počítej

Zakroužkuj tužkou obrázek, který je v řadě odlišný.
 Spočítej obrázky v řadě a vymaluj stejný počet puntíků v okénku.
 Zakroužkuj číslo podle počtu obrázků.

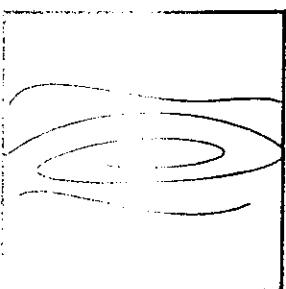
	<table border="1"> <tr><td>○</td><td></td><td>○</td></tr> <tr><td>○</td><td></td><td>○</td></tr> <tr><td>○</td><td></td><td>○</td></tr> <tr><td></td><td>○</td><td></td></tr> </table>	○		○	○		○	○		○		○		<table border="1"> <tr><td>1</td></tr> <tr><td>2</td></tr> <tr><td>3</td></tr> <tr><td>4</td></tr> <tr><td>5</td></tr> <tr><td>6</td></tr> <tr><td>7</td></tr> </table>	1	2	3	4	5	6	7
○		○																			
○		○																			
○		○																			
	○																				
1																					
2																					
3																					
4																					
5																					
6																					
7																					
	<table border="1"> <tr><td>○</td><td></td><td>○</td></tr> <tr><td>○</td><td></td><td>○</td></tr> <tr><td>○</td><td></td><td>○</td></tr> <tr><td></td><td>○</td><td></td></tr> </table>	○		○	○		○	○		○		○		<table border="1"> <tr><td>1</td></tr> <tr><td>2</td></tr> <tr><td>3</td></tr> <tr><td>4</td></tr> <tr><td>5</td></tr> <tr><td>6</td></tr> <tr><td>7</td></tr> </table>	1	2	3	4	5	6	7
○		○																			
○		○																			
○		○																			
	○																				
1																					
2																					
3																					
4																					
5																					
6																					
7																					
	<table border="1"> <tr><td>○</td><td></td><td>○</td></tr> <tr><td>○</td><td></td><td>○</td></tr> <tr><td>○</td><td></td><td>○</td></tr> <tr><td></td><td>○</td><td></td></tr> </table>	○		○	○		○	○		○		○		<table border="1"> <tr><td>1</td></tr> <tr><td>2</td></tr> <tr><td>3</td></tr> <tr><td>4</td></tr> <tr><td>5</td></tr> <tr><td>6</td></tr> <tr><td>7</td></tr> </table>	1	2	3	4	5	6	7
○		○																			
○		○																			
○		○																			
	○																				
1																					
2																					
3																					
4																					
5																					
6																					
7																					
	<table border="1"> <tr><td>○</td><td></td><td>○</td></tr> <tr><td>○</td><td></td><td>○</td></tr> <tr><td>○</td><td></td><td>○</td></tr> <tr><td></td><td>○</td><td></td></tr> </table>	○		○	○		○	○		○		○		<table border="1"> <tr><td>1</td></tr> <tr><td>2</td></tr> <tr><td>3</td></tr> <tr><td>4</td></tr> <tr><td>5</td></tr> <tr><td>6</td></tr> <tr><td>7</td></tr> </table>	1	2	3	4	5	6	7
○		○																			
○		○																			
○		○																			
	○																				
1																					
2																					
3																					
4																					
5																					
6																					
7																					
	<table border="1"> <tr><td>○</td><td></td><td>○</td></tr> <tr><td>○</td><td></td><td>○</td></tr> <tr><td>○</td><td></td><td>○</td></tr> <tr><td></td><td>○</td><td></td></tr> </table>	○		○	○		○	○		○		○		<table border="1"> <tr><td>1</td></tr> <tr><td>2</td></tr> <tr><td>3</td></tr> <tr><td>4</td></tr> <tr><td>5</td></tr> <tr><td>6</td></tr> <tr><td>7</td></tr> </table>	1	2	3	4	5	6	7
○		○																			
○		○																			
○		○																			
	○																				
1																					
2																					
3																					
4																					
5																					
6																					
7																					

4. Skládačka se slovy


Vyřídí karty s písmenky a správně je poskládej podle předlohy do volných okének, poté je přilep.



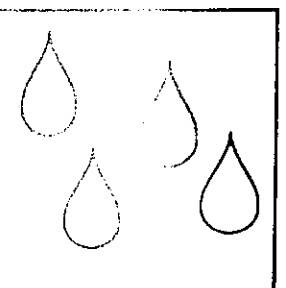
S	N	Í	H




L	E	D



V	Í	T	R



D	É	Š	Ť



S	L	Í	E	D	É	Í	T
N	V	H	D	Š	R	Ť	


35. Sluníčko na obloze

5+

BIO




Dokresli sluníčku paprsky, aby pěkně hřálo.
Dokreslené sluníčko vymaluj.





Téma: Leden 3t - Zimní hry a sporty - Sjezdovka
Úkol: Obtáhni cesty, kterými jel lyžař.





Kudy se má Amálka vydat na sáňkách? Vezmi si modrou pastelku a ukaž jí po vločkách cestu. Vločky, které tvoří cestu k cíli, vybarvi.

V PRAVO, VLEVO

Do okna nad kočku nakresli ptáčka.
Vpravo vedle babičky nakresli květináč.
Vlevo vedle kluka nakresli pěknou záclonu.
Pod holčičku nakresli pejska.
Mezi holčičku a kočku nakresli maminku.

